

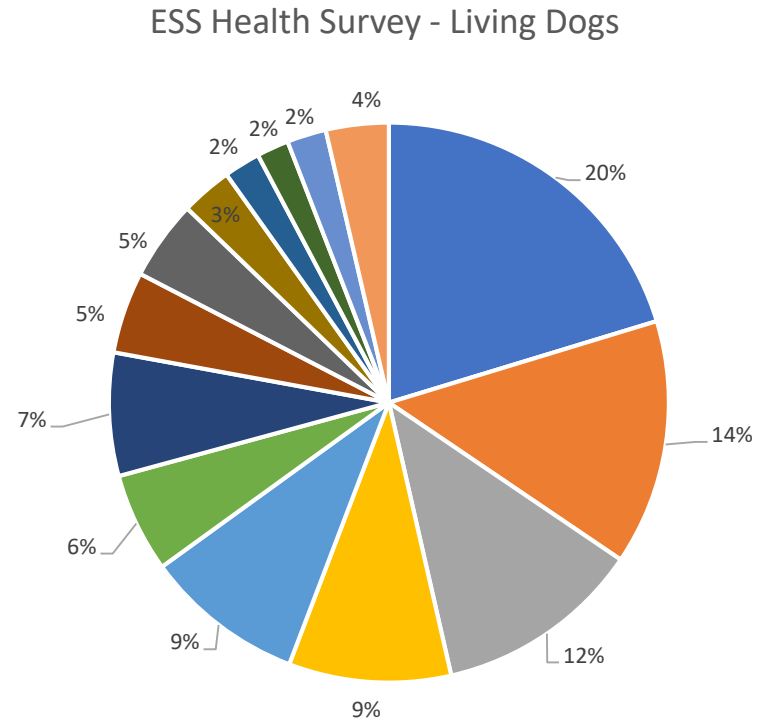
English Springer Spaniel Foundation Health Survey Data



2018

English Springer Spaniel Foundation Health Survey Results

Living Dogs Affected By Health Issues (by %)



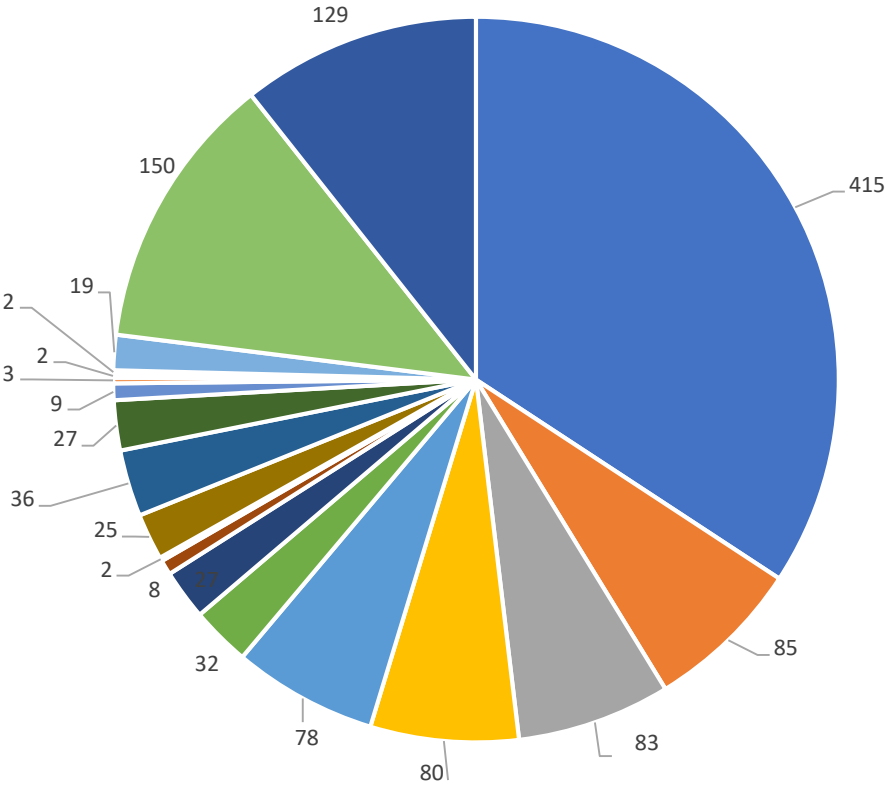
- EARS = 20%
- SKIN = 14%
- CANCER = 12%
- AUTOIMMUNE = 9%
- ORTHOPEDIC = 9%
- DENTAL = 6%
- EYES = 7%
- GASTRO INTESTINAL = 5%
- RENAL/URINARY TRACT = 5%
- ENDOCRINE = 3%
- NEURAL = 2%
- HEART/VASCULAR = 2%

English Springer Spaniel Foundation Health Survey Results

Deceased Dogs (by #)

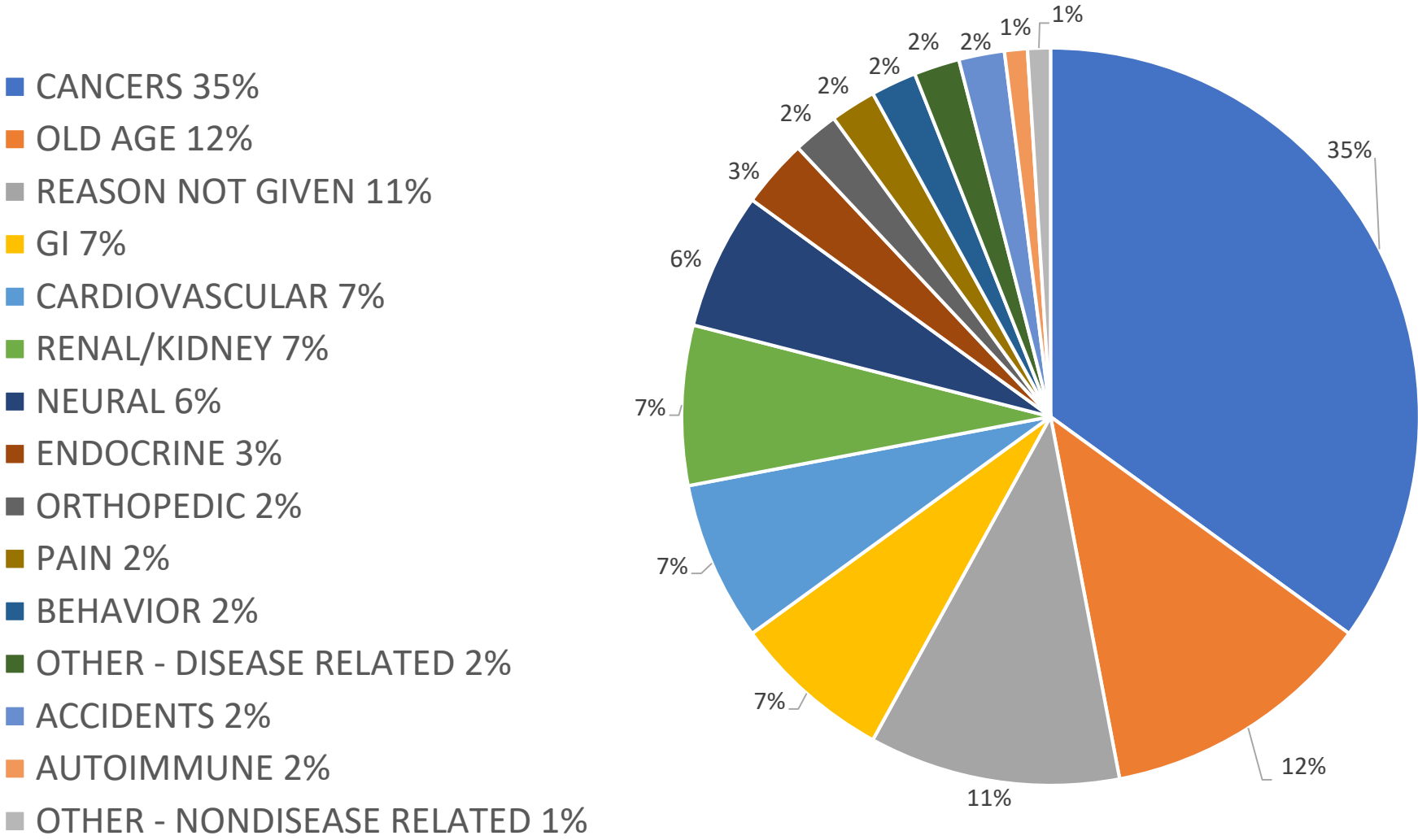
ESS Health Data - Deceased Dogs

- CANCER = 415
- GI = 85
- CARDIOVASCULAR = 83
- RENAL/KIDNEY = 80
- NEURAL = 78
- ENDOCRINE = 32
- ORTHOPEDIC = 27
- AUTOIMMUNE = 8
- REPRODUCTION = 2
- OTHER - DISEASE RELATED = 25
- Behavior = 36
- Pain = 27
- Post Surgical Complications = 9
- Birth Defects = 3
- Grass Awn = 2
- Heat Stroke = 2
- Accidents = 19



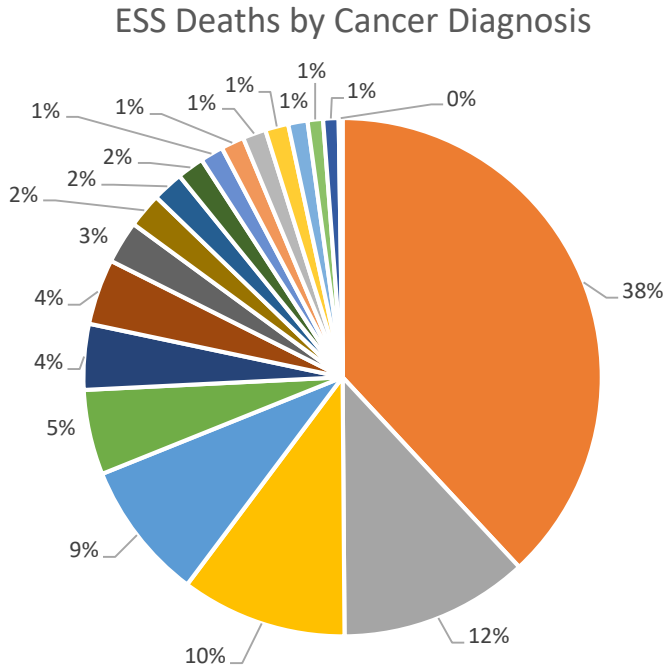
English Springer Spaniel Foundation Health Survey Results

Deceased Dogs (by %)



English Springer Spaniel Foundation Health Survey Results

Deceased Dogs – Cancer Diagnosis (by %)



- Other Cancers/Tumors = 38%
- Lymphoma = 12%
- Brain = 10%
- Hemangioma = 9%
- Liver = 5%
- Bone Cancer = 4%
- Lung Cancer = 4%
- ENT = 3%
- Urinary Tract = 2%
- Prostate = 2%
- Kidney = 2%
- Anal Sac = 1%

English Springer Spaniel Foundation Health Survey Results - Living Dogs

	ALL	Female	Male	Unknown				
Alive-	6043	2996	3007	40				
No Health Issues	3230	1554	1649	27				
Condition/Disease	ALL	Female	Male	Unknown	% of Total	Female	Male	
EARS	1237	584	647	6	20%	47%	52%	
SKIN	864	447	414	3	14%	52%	48%	
CANCER	728	389	332	7	12%	53%	46%	
AUTOIMMUNE	571	278	293	0	9%	49%	51%	
ORTHOPEDIC	563	278	284	1	9%	49%	50%	
DENTAL	350	177	170	3	6%	51%	49%	
EYES	433	247	182	4	7%	57%	42%	
GASTRO INTESTINAL	288	158	128	2	5%	55%	44%	
RENAL/URINARY TRACT	280	218	61	1	5%	78%	22%	
ENDOCRINE	180	89	91	0	3%	49%	51%	
NEURAL	128	59	69	0	2%	46%	54%	
HEART/VASCULAR	113	51	62	0	2%	45%	55%	
REPRODUCTION/MALE & FEMALE	138	111	27	0	2%	80%	0%	
OTHER	221	102	119	0	4%	46%	54%	

English Springer Spaniel Foundation Health Survey Results - Deceased Dogs

Deceased Springers	ALL	Females	Males
N	1203	595	608
Age (mean)	10.6	11.4	10.3
Age (Median)	12	12	11
Condition/Disease	Number	%	Mean Age
CANCER = 415	415	34%	10.6
GI = 85	85	7%	10.8
CARDIOVASCULAR = 83	83	7%	11.2
RENAL/KIDNEY = 80	80	7%	9.8
NEURAL = 78	78	6%	10.9
ENDOCRINE = 32	32	3%	11.5
ORTHOPEDIC = 27	27	2%	15
AUTOIMMUNE = 8	8	1%	11.7
REPRODUCTION = 2	2	0%	
OTHER - DISEASE RELATED = 25	25	2%	
Behavior = 36	36	3%	5.2
Pain = 27	27	2%	12.5
Post Surgical Complications = 9	9	1%	10.8
Birth Defects = 3	3	0%	0.5
Grass Awn = 2	2	0%	
Heat Stroke = 2	2	0%	
Accidents = 19	19	2%	6.6
Old Age = 150	150	12%	14.4
No Reason Provided = 129	129	11%	11